


INVESTOR RELATIONS 2012

Earning Release for 3Q 2012 [K-IFRS Consolidated / Audited]

Nov 2012



www.gsconstir.co.kr



This material contains forward-looking statements that include our current beliefs and expectations on market factors and information obtained outside GS E&C, which are subject to uncertainties. Due to the volatility of these factors, actual results may differ from those set forth in the presented statements. Information found here should not be solely relied upon for making any investment decision, this material is provided as a reference purpose only for the investors. GS E&C shall not be responsible for any trading or investment decisions made based on this information.

CONTENTS

01 _ Summary

02 _ New Orders

03 _ Order Backlogs

04 _ Sales Revenues

05 _ Profits

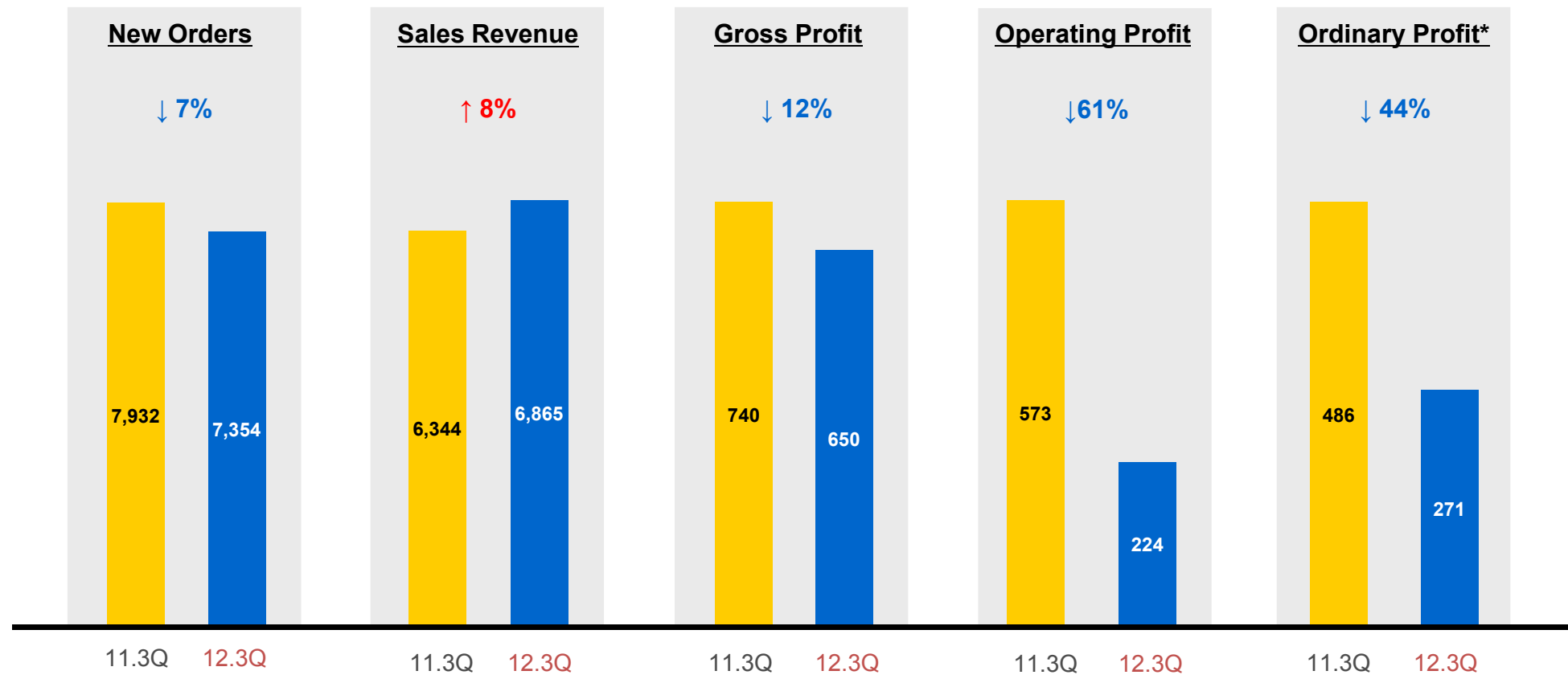
06 _ Financial Status

Summary (3Q Accumulated)



Sales Revenue have increased by 8% however Gross Profits, Operating Profits and Ordinary Profit have decreased by 12%, 61% and 41%.

(Unit : KRW bn)

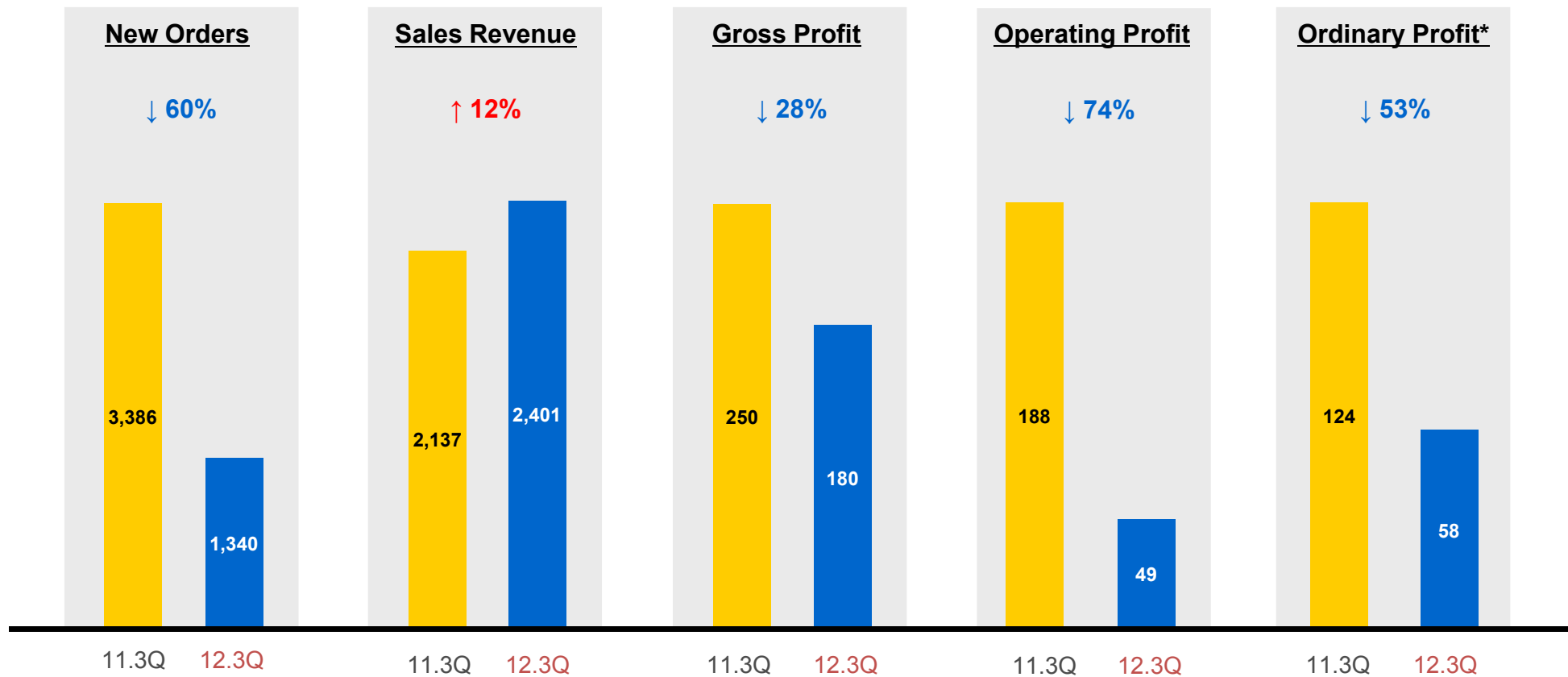


* Profit before income taxes



Sales Revenue have increased by 12% however Gross Profits, Operating Profits and Ordinary Profit have decreased by 28%, 74% and 53%.

(Unit : KRW bn)



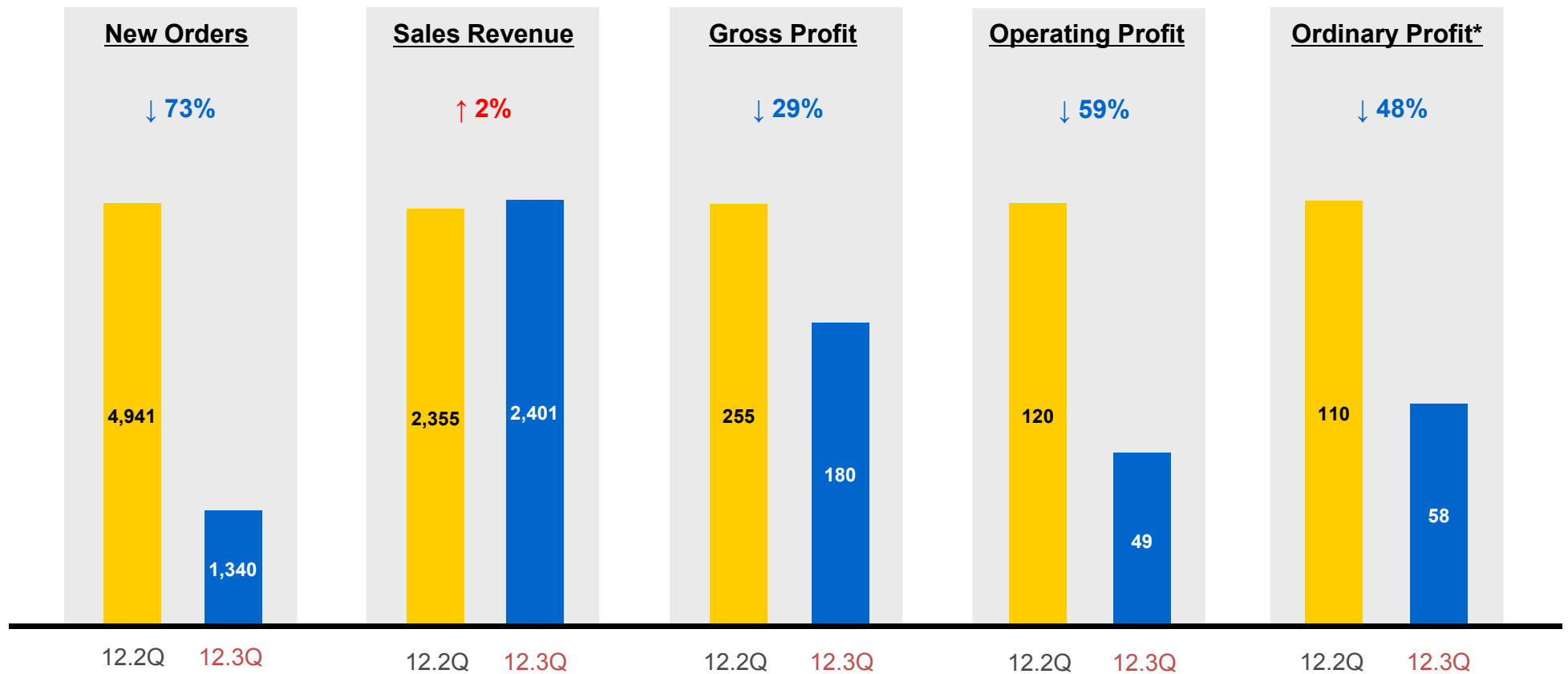
* Profit before income taxes

INVESTOR RELATIONS Summary (QoQ)



New Orders, Gross Profits, Operating Profits and Ordinary Profit have decreased by 73%, 29%, 59% and 48%.

(Unit : KRW bn)



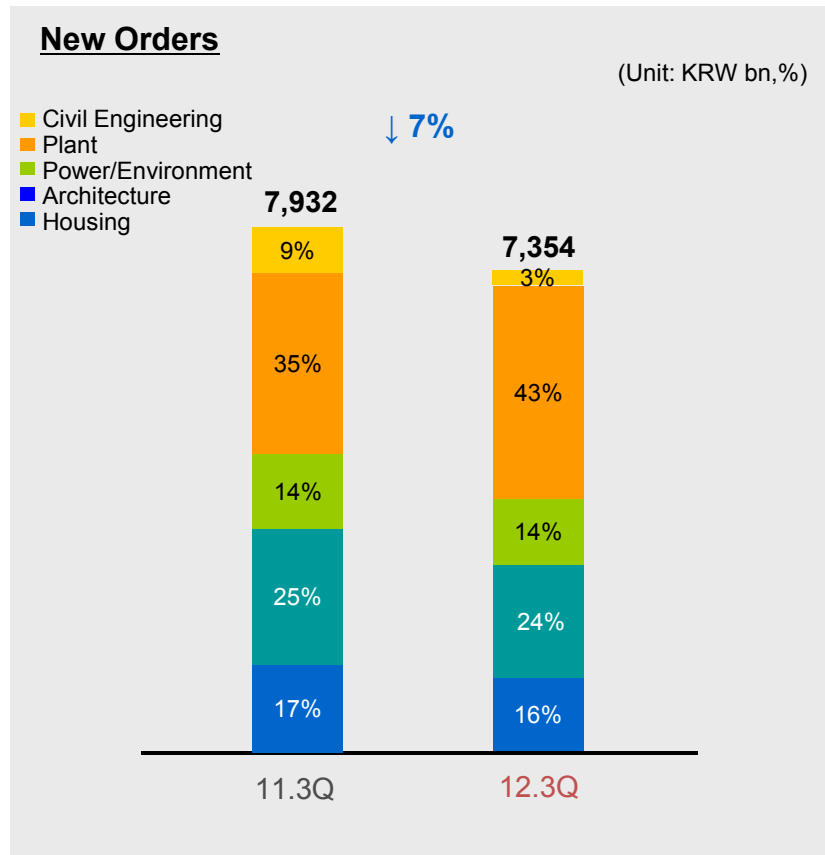
* Profit before income taxes

INVESTOR RELATIONS

New Orders



New Orders have decreased by 7%.



New Orders by Division

(Unit: KRW bn,%)

Division	11.3Q	12.3Q	Growth Rate
Civil Eng.	382	176	-54%
Plant	1,301	2,417	86%
Power/Environment	854	989	16%
Architecture	1,182	1,484	26%
Housing	827	949	15%
Total	4,546	6,015	32%

Major Projects

(Unit: KRW bn,%)

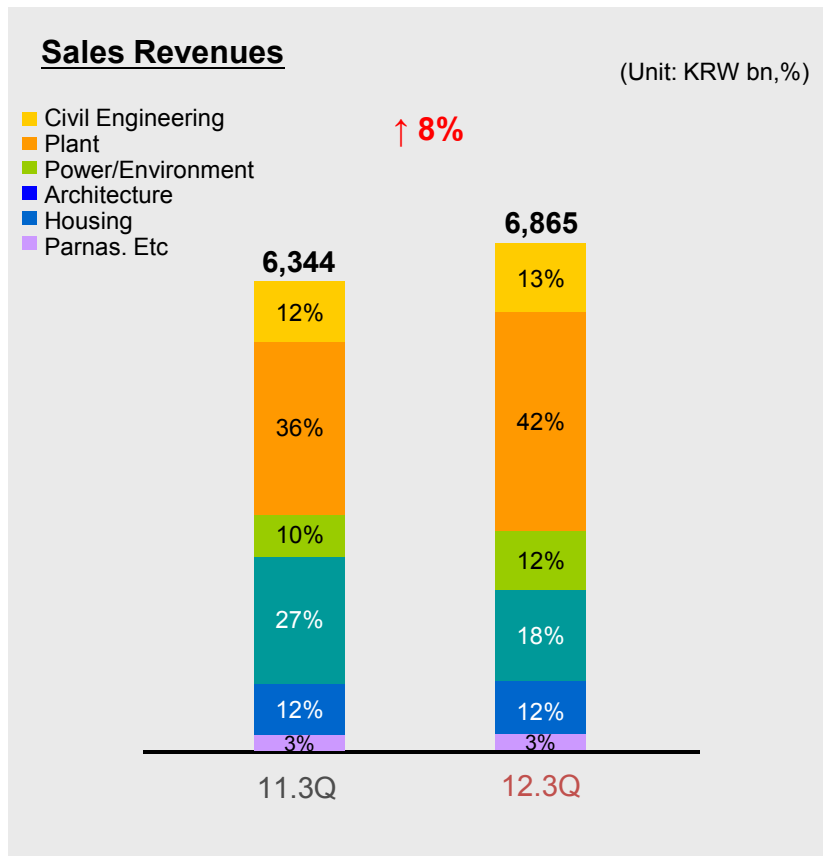
Division	Project	Amount
Civil Eng.	SOC Railroad Wonju-Gangneung #7	66
Plant	Overseas Rabigh II (UO1,CP-3/4)	2,074
Power/Environment	Overseas Saudi, PP-12 CCPP	727
Architecture	Overseas Ng Teng Fong Hospital	593
Housing	Reconstruction Gwacheon Area 6	380

INVESTOR RELATIONS

Sales Revenues



Sales revenues have increased by 8%.



Revenues by Division

(Unit: KRW bn,%)

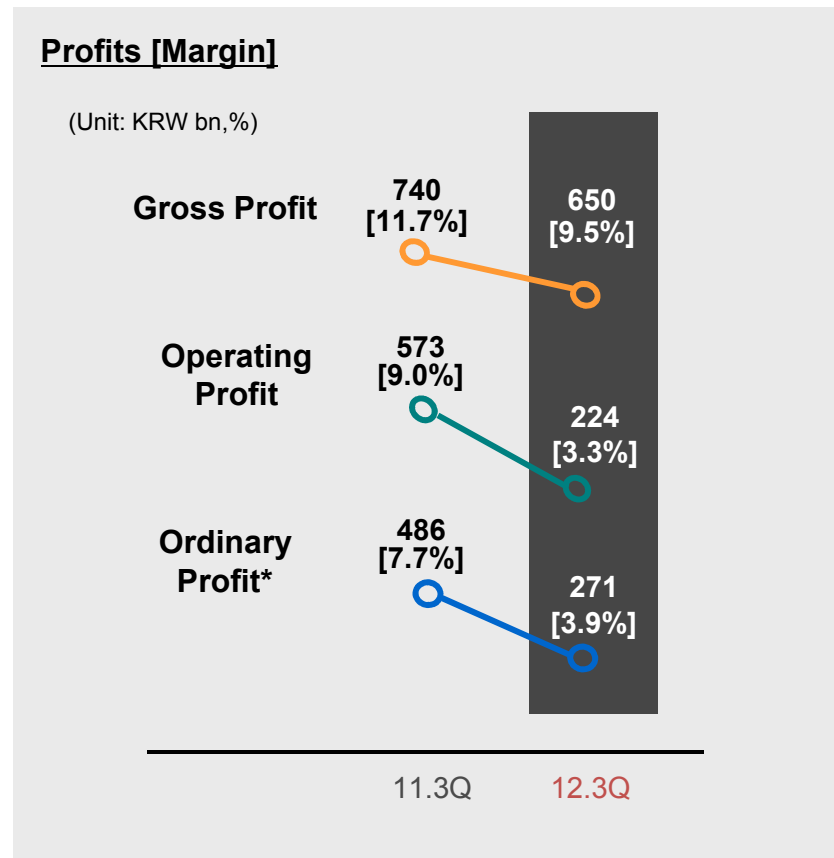
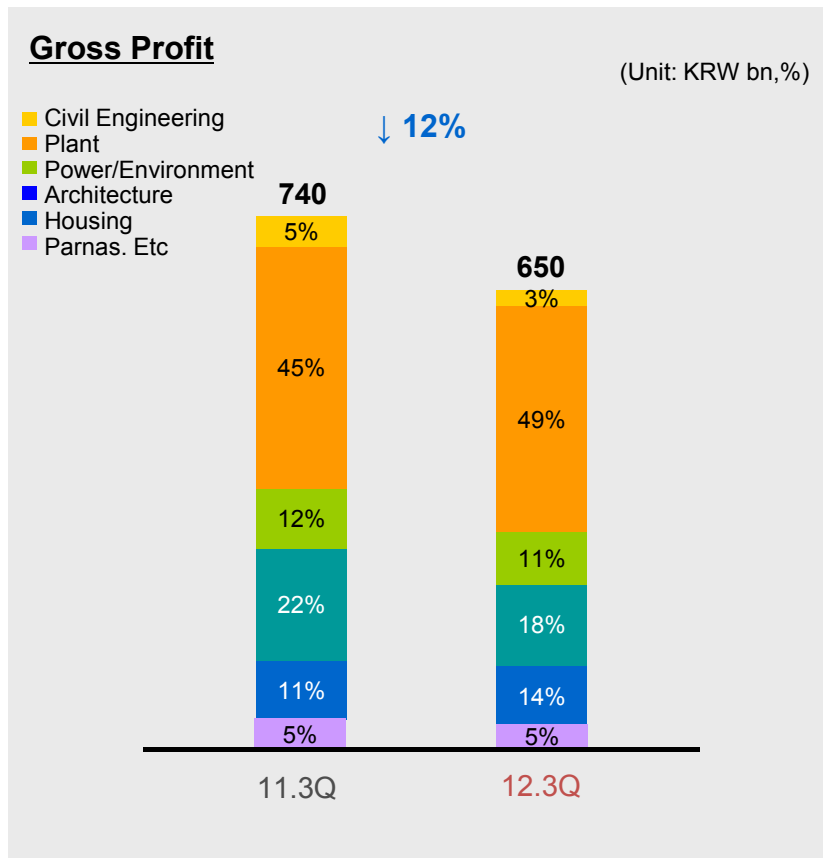
Division	11.3Q	12.3Q	Growth Rate
Civil. Eng	518	610	18%
Plant	1,370	1,790	31%
Power/ Environment	420	477	14%
Architecture	1,152	761	-34%
Housing	477	504	6%
Parnas. Etc	22	23	5%
Total	3,959	4,165	5%

Comments

- Plant: Increased in UAE RRE#2, 4th NGL, IRP 2
- Power/ Environment : Increased in Samcheok Green Power 1,2
- Civil. Eng: Increased in RRE#7 and Singapore Subway
- Architecture : Decreased in LGD P9 and GS Square which are at the completion stage



Gross Profit 9.5%, Operating Profit 3.3% and Ordinary Profit 3.9%.



* Profit before income taxes



www.gsconstir.co.kr

